







C042453 - R.01

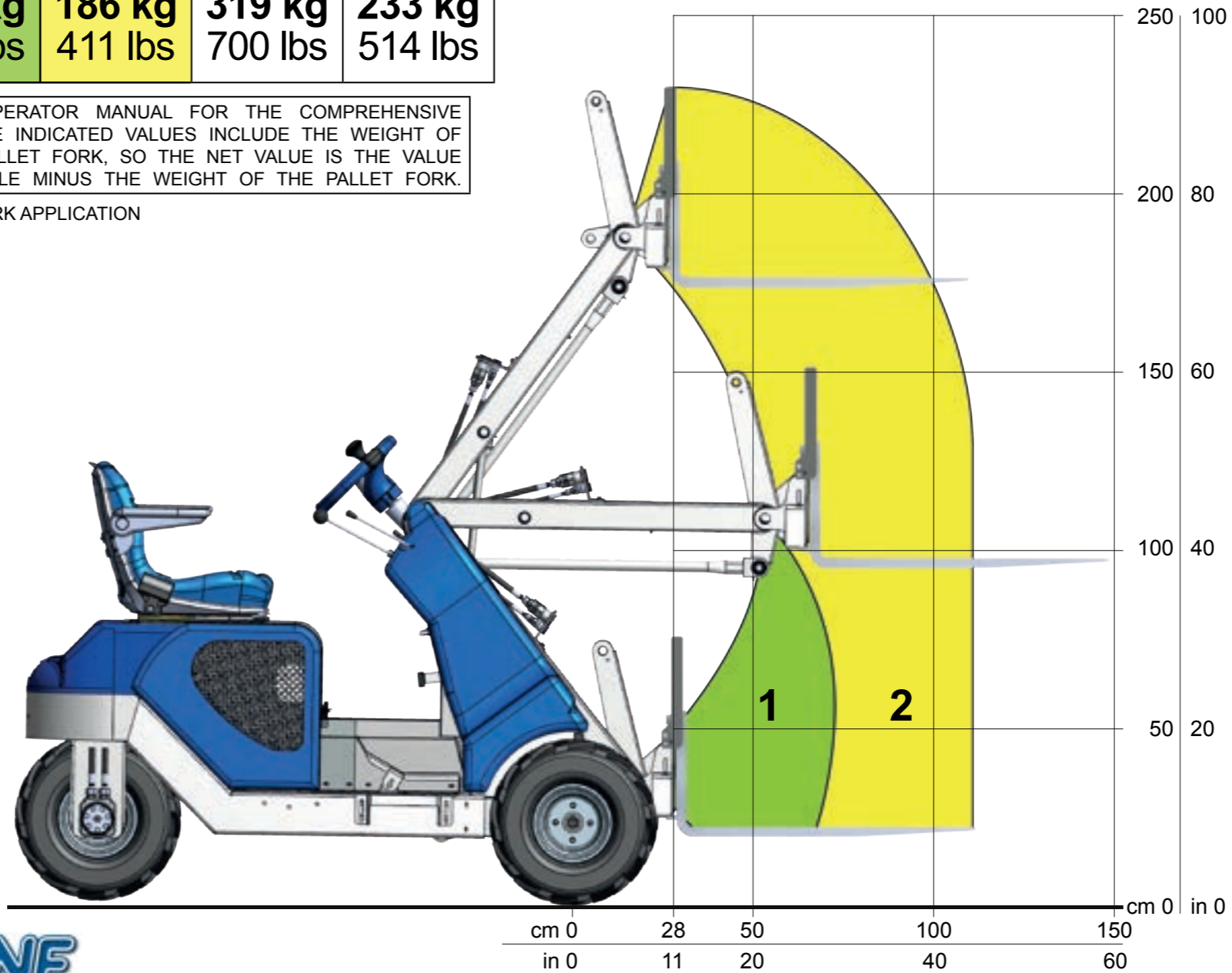
1 SERIES

	Rated Operating Capacity*		⚠ Tipping Load ⚠	
	1	2	1	2
				
	255 kg 560 lbs	186 kg 411 lbs	319 kg 700 lbs	233 kg 514 lbs



REFER TO THE OPERATOR MANUAL FOR THE COMPREHENSIVE LOAD DIAGRAM. THE INDICATED VALUES INCLUDE THE WEIGHT OF THE ASSEMBLED PALLET FORK, SO THE NET VALUE IS THE VALUE SHOWN IN THE TABLE MINUS THE WEIGHT OF THE PALLET FORK.

* EN 474-3:2006 + A1:2009 - FORK APPLICATION



MULTI ONE